



OUTDOOR

Floor lights



Page 409



Page 409



Page 410



Page 413



Page 407



Page 414



Page 414



Page 416



Page 417



Page 419



Page 420



Page 453



Page 450



Page 455



Page 455



Page 456



Page 456



Page 444



Page 448



Page 447



Page 443



Page 436



Page 438



Page 440



Page 446



Page 429



Page 430



Page 431



Page 424



Page 426



Page 427



Page 452



Page 432











































































Page 451



Page 459

Wall luminaires

 Page 439	 Page 436	 Page 447	 Page 448	 Page 442	 Page 442	 Page 444
 Page 468	 Page 427	 Page 427	 Page 424	 Page 423	 Page 422	 Page 423
 Page 484	 Page 484	 Page 490	 Page 482	 Page 482	 Page 482	 Page 466
 Page 466	 Page 435	 Page 435	 Page 463	 Page 464	 Page 464	 Page 464
 Page 463	 Page 467	 Page 472	 Page 472	 Page 473	 Page 475	 Page 476
 Page 476	 Page 476	 Page 475	 Page 476	 Page 478	 Page 422	 Page 479
 Page 479	 Page 479	 Page 469	 Page 482	 Page 486	 Page 487	 Page 487
 Page 486	 Page 485	 Page 488	 Page 488	 Page 488	 Page 489	 Page 489
 Page 489	 Page 487	 Page 463	 Page 463	 Page 461	 Page 461	 Page 460
 Page 478	 Page 480	 Page 480	 Page 480	 Page 450	 Page 470	 Page 471
 Page 491	 Page 491					

Ceiling luminaires




Display luminaires

Floodlights/
Spike luminairesRecessed luminaires
wall/ceiling



Floor surface mounted luminaires



Light objects





RUSTY - the original

The idea behind our Rusty lamp was to connect the natural aspect of a controlled surface rusting with modern energy saving technology in a very strong light fixture. All lamps of the Rusty range are made of FeCSi-steel cast steel and are extremely weather proof. In the outdoor application the special steel alloy forms a special barrier layer of iron oxide (rust), which protects the material core from infiltration of dampness and thereby protecting it from further rusting. The flaking of the rust is hereby prevented. Individual deviations in form and surface are intended with the Rusty lamps. Each unit is unique.

Rusting is a natural process; type and colour of the outer oxidation layer can, depending on location and influence of weather, develop differently and thereby make the sensual attractiveness of this lamp. Rusty lamps materialize a bit of liveliness and individuality.

While the appearance of the round Rusty lamps recreates harbour bollards, the Rusty Square builds a visual relation to classical Japanese garden architecture. This relationship is not by coincidence, especially in Japan the cultivation and aesthetic of the perishability has a long tradition. Hereby the Rusty Square, a individual unique and changing in the course of time appearance through the rust process is a suitable counterpart for the Japanese style.

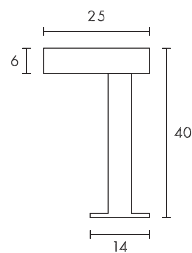


RUSTY PATHLIGHT Design by C.D.C.

230~



IP44



Socket/Bulb:
GX53/GX53 EnergySaver [excl.]
9W max.

Material:
FeCSi-steel
Inner housing: Aluminium

Accessory/Included parts:
Screws (incl.)

Note:
Each lamp is an unique!


Versions:
iron rusted

Art. No.:
230090

Recommended bulb:
9W, 2700K, 260lm
508860



ACCESSORY for Rusty Pathlight



Earth spike
Steel galvanized
Product-L: 50 cm

Art. No.:
229422



Connection box IP68
Plastic, 3-pole
Ø/L: 2,7/11,5 cm

Art. No.:
228730

Specially for a safe connection
in the lamp shaft.

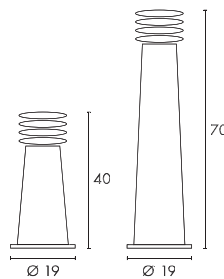



RUSTY 40 / RUSTY 70

230~



P55



Socket/Bulb:
E27/EnergySaver (excl.)
up to max. Ø/L: 4,8/13,5 cm
11W max.

Material:
FeCSi-steel
Light surface PC

Accessory/Included parts:
Screws (incl.)

Note:
Each lamp is an unique!

Versions:
iron rusted
Rusty 40

Rusty 70

Art. No.:

229020

229021

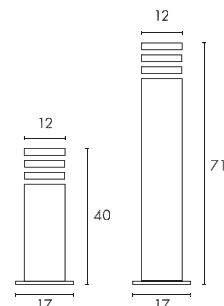
Recommended bulb:
11W, 2700K, 580lm, EEK=A
508211


RUSTY SQUARE 40 / RUSTY SQUARE 70 Design by CDC

230~



P55



Socket/Bulb:
E27/EnergySaver (excl.)
up to max. Ø/L: 4,8/13,5 cm
11W max.

Material:
FeCSi-steel
Light surface PC

Accessory/Included parts:
Screws (incl.)

Note:
Each lamp is an unique!

Versions:
iron rusted

Rusty Square 40

Rusty Square 70

Art. No.:

229420

229421

Recommended bulb:
11W, 2700K, 580lm, EEK=A
508211


ACCESSORY for Rusty and Rusty Square


Earth spike for Rusty
Steel galvanized
Product-L: 50 cm


Art. No.:
229022



Connection box IP68
Plastic, 3-pole
Ø/L: 2,7/11,5 cm

Art. No.:
228730

Specially for a safe connection in the lamp shaft.



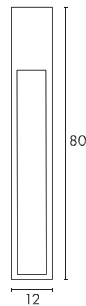
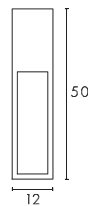
Earth spike for Rusty Square Art. No.:
Steel galvanized
Product-L: 50 cm
229422


RUSTY SLOT 50 / RUSTY SLOT 80 Design by CDC

230~



IP44



Socket/Bulb:
E27/EnergySaver (excl.)
up to max. Ø/L: 4,8/13,5 cm
11W max.

Material:
FeCSI-steel

Accessory/Included parts:
Screws (incl.)

Note:
Each lamp is an unique!

Versions:
iron rusted
Rusty Slot 50

Rusty Slot 80

Art. No.:

229410

229411

Recommended bulb:
11W, 2700K, 580lm, EEK=A
508211


ACCESSORY for Rusty Slot


Earth spike
Steel galvanized
ProductL: 48 cm

Art. No.:
231230



Connection box IP68
Plastic, 3-pole
Ø/L: 2,7/11,5 cm

Art. No.:
228730

Specialy for a safe connection
in the lamp shaft.






RUSTY CONE Design by CDC

230~



P54



Socket/Bulb:
E14/EnergySaver (excl.)
up to max. Ø/L: 4,8/13,5 cm
or E14/AGL, 40W max. (excl.)

Versions:
iron rusted

Art. No.:
229430

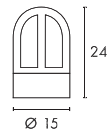
Material:
FeCSi-steel, satinied glass

Recommended bulb:
11W, 2700K, 530lm, EEK=A
508810



Accessory/Included parts:
Screws (incl.)

Note:
Each lamp is an unique!


RUSTY CONE 40 / RUSTY CONE 70 Design by CDC

230~



P54



Socket/Bulb:
E27/EnergySaver (excl.)
up to max. Ø/L: 4,8/13,5 cm
11W max.

Versions:
iron rusted
Rusty Cone 40

Art. No.:
229431

Material:
FeCSi-steel, satinied glass

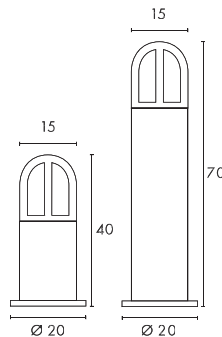

Rusty Cone 70

229432

Accessory/Included parts:
Screws (incl.)

Note:
Each lamp is an unique!

Recommended bulb:
11W, 2700K, 580lm, EEK=A
508211


ACCESSORY for Rusty Cone 40 / Rusty Cone 70


Earth spike
Steel galvanized
Product-L: 50 cm

Art. No.:
229423



Connection box IP68
Plastic, 3-pole
Ø/L: 2,7/11,5 cm

Art. No.:
228730

Specially for a safe connection
in the lamp shaft.

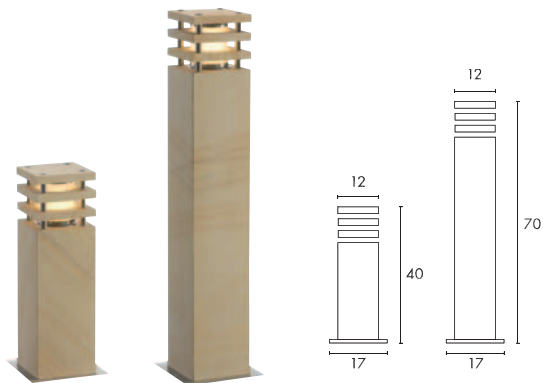


ARROCK SAND 40/70

230~



IP44



Socket/Bulb:
E27/EnergySaver (excl.)
up to max. Ø/L: 4,3/11,5 cm
15W

Material:
Sandstone, stainless steel

Accessory/Included parts:
Screws (incl.)

Note:
Sandstone is a natural product.
Each lamp is an unique!

Versions:
sandstone
Arrock Sand 40

Arrock Sand 70

Art. No.:
231400

231401

Recommended bulb:
15W, 2700K, 800lm, EEK=A
508960

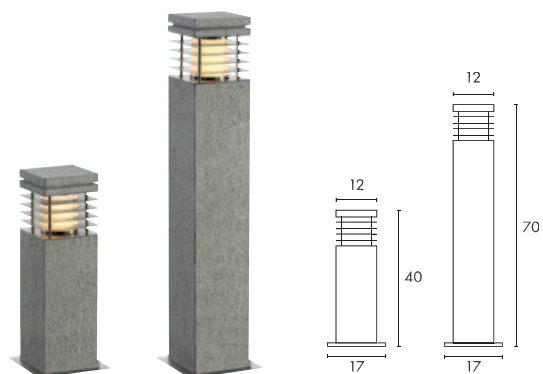


ARROCK GRANITE 40/70

230~



IP44



Socket/Bulb:
E27/EnergySaver (excl.)
up to max. Ø/L: 4,3/11,5 cm
15W

Material:
Granite, Stainless steel

Accessory/Included parts:
Screws (incl.)

Note:
Granite is a natural product.
Each lamp is an unique!

Versions:
salt & pepper
Arrock Granite 40

Arrock Granite 70


Art. No.:
231410

231411

Recommended bulb:
15W, 2700K, 800lm, EEK=A
508960



ACCESSORY for Arrock lamps



Earth spike
Steel galvanized
Product L: 50 cm

Art. No.:
229422



Connection box IP68
Plastic, 3-pole
Ø/L: 2,7/11,5 cm

Art. No.:
228730

Specialy for a safe connection
in the lamp shaft.



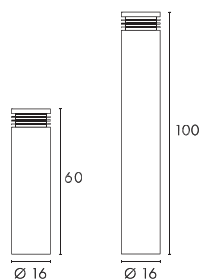


VAP 60 / VAP 100

230~



IP55



Socket/Bulb:
E27/EnergySaver (excl.)
up to max. Ø/L: 4,8/13,5 cm
3x 11W max.

Material:
Stainless steel 304
Light surface PC

Accessory/Included parts:
Concrete anchor (incl.)
Connection box (incl.)

Versions:
stainless steel/chrome
VAP 60

VAP 100

Art. No.:
229030

229031


Recommended bulb:
11W, 2700K, 580lm, EEK=A
508211





VAP SLIM 30 / 60 / 90

230~ 10-13 IP44



Socket/Bulb:
E27/EnergySaver (excl.)
up to max. Ø/L: 5/12,5 cm
20W max.

Material:
Stainless steel 304

Versions:
stainless steel brushed
VAP Slim 30

VAP Slim 60

VAP Slim 90

Art. No.:
230063


230066

230069

Recommended bulb:
15W, 2700K, 800lm, EEK=A
508960



ACCESSORY for Vap Slim



Earth spike
Steel galvanized
Product-L: 48 cm
4 screws, 4 nuts,
4 washers (incl.)

Art. No.:
230060



Concrete anchor set
Stainless steel
1 mounting plate,
4 concrete anchor,
4 washers,
4 cap nuts (incl.)

Art. No.:
230061



ARCOLOS BOWL Design by CDC

230~



0,62

IP44



Socket/Bulb:
E27/EnergySaver (excl.)
up to max. Ø/L: 3,5/10,5 cm
11W max.

Material:
Aluminium/PC

Dimensions:
Ø/H: 16,3/16 cm

Versions:
alu brushed

Art. No.:
229876

Recommended bulb:
11W, 2700K, 530lm, EEK=A
508950



ARCOLOS ceiling lamp Design by CDC

230~



0,65

IP44



Socket/Bulb:
GU10/ES111 (excl.)
50W max.

Material:
Aluminium

Dimensions:
Ø/H: 16,3/9,4 cm

Note:
Not suitable for DomeLED ES111.

Versions:
alu brushed

Art. No.:
229886

Recommended bulb:
50W, 2700K, 1300cd
575652




ARCOLOS UP BEAM ES111

230~



7-12



87°C



3,25

IP44



The beam of light will be directed on many small convex mirrors and will be reflected indirectly onto the surface to be illuminated.



Socket/Bulb:
GU10/ES111 (excl.)
50W max.

Material:
Aluminium

Dimensions:
L/W/H: 16,4/14,4/52 cm
Base-Ø: 18 cm

Accessory/Included parts:
Screws (incl.)
Dowels (incl.)

Versions:
alu brushed

Art. No.:
230776

Recommended bulb:
50W, 2700K, 1300cd
575652


ARCOLOS UP BEAM LED

 230~
mA
700


3 pce.



7-12




38°C



3,15

IP44



Bulb:
PowerLED (incl.)
3x 3W

Material:
Aluminium

Dimensions:
L/W/H: 16,4/14,4/52 cm
Base-Ø: 18 cm

Accessory/Included parts:
LED driver (incl.)
Screws (incl.)
Dowels (incl.)

Versions:
alu brushed

Art. No.:
230786

ACCESSORY for Arcofos Up Beam


Earth spike
Stainless steel 304
Product-L: 50 cm
Screws (incl.)

Art. No.:
229861



Concrete anchor set
Stainless steel 304
1 mounting plate,
2 anchor screws,
2 washers,
2 cap nuts (incl.)

Art. No.:
229860



ROX PATHLIGHT

230~



IP44



Socket/Bulb:
GU10/ES111 (excl.)
75W max.

Material:
Aluminium

Dimensions:
Product-H: 61 cm
Head-Ø/H: 12,5/13,4 cm
Base-L/W: 21,5/5,9 cm

Accessory/Included parts:
Screws (incl.)
Dowels (incl.)

Note:
Not suitable for DomeLED ES111.

Versions:
alu brushed

Art. No.:
229836

Recommended bulb:
75W, 2800K, 3500cd
575540




ACCESSORY for Rox Pathlight



Earth spike
Stainless steel 304
Product-L: 50 cm
Screws (incl.)

Art. No.:
229841



Concrete anchor set
Stainless steel 304
1 mounting plate,
2 anchor screws,
2 washers,
2 cap nuts (incl.)

Art. No.:
229840




ROX CEILING GX53 OUT Design by CDC

230~



IP44



Socket/Bulb:
GX53/GX53 EnergySaver (excl.)
9W max.

Material:
Aluminium

Dimensions:
Ø/H: 12,5/6 cm

Versions:
alu brushed

Art. No.:
230726

Recommended bulb:
9W, 2700K, 260lm
508860


ROX CEILING OUT

230~



IP44



Socket/Bulb:
GU10/ES111 (excl.)
75W max.

Material:
Aluminium

Dimensions:
Ø/H: 12,5/12,5 cm

Versions:
alu brushed

Art. No.:
229756

Recommended bulb:
75W, 24°, 2700K, 2000cd
575672


ROX WALL OUT

230~



IP44



Socket/Bulb:
GU10/ES111 (excl.)
75W max.



Material:
Aluminium

Dimensions:
Ø/H/D: 12,5/16/13 cm

Versions:
alu brushed

Art. No.:
229766

Recommended bulb:
75W, 24°, 2700K, 2000cd
575672




ROX UP-DOWN OUT

230~ IP44


Socket/Bulb:
 GU10/ES111 (excl.)
 2x 50W max.

Material:
 Aluminium

Dimensions:
 Ø/H/D: 12,5/20,5/13 cm

Versions:
 alu brushed

Art. No.:
 229776

Recommended bulb:
 50W, 2700K, 1300cd
 575652

ROX UP-DOWN GX53 OUT

230~ IP44


Socket/Bulb:
 GX53/GX53 EnergySaver (excl.)
 2x 9W max.
 or 2x LED GX53, 1,2W (excl.)
 or
 2x PowerLED GX53, 3x1,4W (excl.)

Material:
 Aluminium

Dimensions:
 Ø/H/D: 12,5/16/13 cm

Versions:
 alu brushed

Art. No.:
 229786

Recommended bulb:
 9W, 2700K, 260lm
 508860

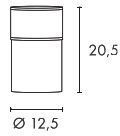



ROX ACRYLIC C

230~



IP44



Socket/Bulb:
E27/EnergySaver (excl.)
up to max. Ø/L: 6/15 cm
20W max.

Material:
Aluminium/acrylic

Dimensions:
Ø/H: 12,5/20,5 cm

Versions:
alu brushed

Art. No.:
230720

Recommended bulb:
15W, 2700K, 800lm, EEK=A
508960



ROX ACRYLIC SINGLE / ROX ACRYLIC UP-DOWN

230~



IP44



Single

Up-Down



Socket/Bulb:
E27/EnergySaver (excl.)
up to max. Ø/L: 6/17 cm
20W max./2x 20W max.

Material:
Aluminium/acrylic

Dimensions:
W/H/D: 16,5/20,5/16 cm
(230736)
W/H/D: 16,5/36,0/16 cm
(230746)

Versions:
alu brushed
Rox Acrylic Single

Art. No.:
230736

Rox Acrylic Up-Down

230746

Recommended bulb:
15W, 2700K, 800lm, EEK=A
508960



ROX ACRYLIC POLE 30 / 60 / 90

230~



IP44



Socket/Bulb:
E27/EnergySaver (excl.)
up to max. Ø/L: 6/17 cm
20W max.

Material:
Aluminium/acrylic

Dimensions:
Base-Ø: 18 cm
Ø/H: 12,5/30 cm (232256)
Ø/H: 12,5/60 cm (232266)
Ø/H: 12,5/90 cm (232276)

Accessory/Included parts:
Screws (incl.)

Versions:
alu brushed
Rox Acrylic Pole 30

Art. No.:
232256

Rox Acrylic Pole 60

232266

Rox Acrylic Pole 90

232276

Recommended bulb:
15W, 2700K, 800lm, EEK=A
508960



ACCESSORY for Rox Acrylic Pole



Earth spike
Stainless steel 304
Product-L: 50 cm
Screws (incl.)

Art. No.:
229861



Concrete anchor set
Stainless steel 304
1 mounting plate,
2 anchor screws,
2 washers,
2 cap nuts (incl.)

Art. No.:
229860





SQUARE POLE 30 / 60 / 90 Design by CDC

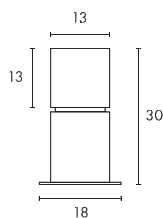
230~



7:12

30cm
2,160cm
3,290cm
4,1

IP44



Socket/Bulb:
E27/EnergySaver (excl.)
up to max. Ø/L: 6/15 cm
20W max.

Material:
Aluminium/acrylic

Dimensions:
L/W/H: 18/18/30 cm (232236)
L/W/H: 18/18/60 cm (232246)
L/W/H: 18/18/90 cm (232249)

Accessory/Included parts:
Screws (incl.)

Versions:
alu brushed
Square Pole 30

Square Pole 60

Square Pole 90

Art. No.:
232236

232246

232249

Recommended bulb:
15W, 2700K, 800lm, EEK=A
508960



ACCESSORY for Square Pole



Earth spike
Stainless steel 304
Product-L: 50 cm

Screws (incl.)

Art. No.:
232221



Concrete anchor set
Stainless steel 304
1 mounting plate,
2 anchor screws,
2 washers,
2 cap nuts (incl.)

Art. No.:
232220

SQUARE C Design by CDC

230~

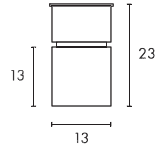


10



1,3

IP44



Socket/Bulb:
E27/EnergySaver (excl.)
up to max. Ø/L: 6/13 cm
20W max.

Material:
Aluminium/acrylic

Versions:
alu brushed

Art. No.:
230716

Recommended bulb:
15W, 2700K, 800lm, EEK=A
508960



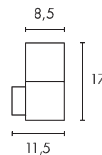
GRAFIT WL

230~



0,52

IP44



Socket/Bulb:
E27/EnergySaver (excl.)
up to max. Ø/L: 6/11,5 cm
11W max.

Material:
Aluminium/plastic

Dimensions:
Socket: W/H/D: 6,2/6,2/3 cm

Versions:
anthracite

Art. No.:
231205

Recommended bulb:
11W, 2700K, 530lm, EEK=A
508950



GRAFIT SL 30 / 60

230~

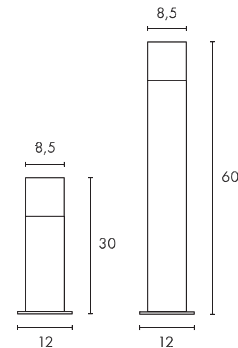


3,02cm
0,8



6,02cm
1,4

IP44



Socket/Bulb:
E27/EnergySaver (excl.)
up to max. Ø/L: 6/11,5 cm
11W max.

Material:
Aluminium/plastic

Accessory/Included parts:
Connection box (incl.)

Versions:
anthracite
Grafit SL 30

Art. No.:
231215

Grafit SL 60

Art. No.:
231225

Recommended bulb:
11W, 2700K, 530lm, EEK=A
508950



ACCESSORY for Grafit SL 30 and SL 60



Earth spike
Steel galvanized
Product-l.: 48 cm

Art. No.:
231230



The lamp shades of the Grafit lamp series are satined and in smoked glass optic.



ADEGAN

DESIGN BY CDC/FGL

The IP class of the ADEGAN lamp is achieved through a closed lamp shade made of high-tensile PC.

To avoid a heat accumulation in the shade, no standard bulbs may be used.

The lamp may only be operated with energy-saving bulbs model ELD and ELT or smaller.

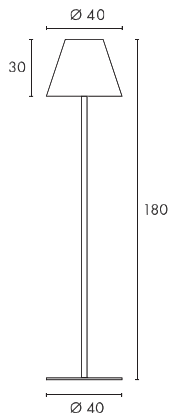


ADEGAN Design by CDC/FGL

230~



P54



Socket/Bulb:
E27/ELT EnergySaver (excl.)
up to max. Ø: 5,2 cm
24W max.

Material:
Plastic PC/aluminium

Dimensions:
Mains cable-L: 1,8 m

Accessory/Included parts:
Mains plug (incl.)
Earth spike (excl.)

Versions:
anthracite

Art. No.:
228965

Recommended bulb:
23W, 2700K, 1350lm, EEK=A
508970



ACCESSORY for ADEGAN



Earth spike
Aluminium
Ø/L: 3/30 cm

Art. No.:
228960



Please take note that the earth spike is only suitable for the Adegan (228965) and it will not fit on the Adegan SL. The earth spike will be screwed from the bottom into the existing base plate. With that the lamp can be speared into the lawn.




The IP classes of the ADEGAN lamps are achieved through a closed lamp shade made of high-tensile PC. To avoid a heat accumulation in the shade, no standard bulbs may be used. The lamp may only be operated with energy-saving bulbs model ELD and ELT or smaller.

ADEGAN SL

230~



IP44



Socket/Bulb:
E27/EnergySaver (excl.)
up to max. Ø/L: 6/14 cm
25W max.

Material:
Stainless steel 304/PC

Dimensions:
Mains cable-L: 1,5 m

Accessory/Included parts:
Mains plug (incl.)

Versions:
stainless steel/white

Art. No.:
228980

Recommended bulb:
23W, 2700K, 1350m, EEK=A
508970




ADEGAN TL

230~



IP44



Socket/Bulb:
E27/EnergySaver (excl.)
up to max. Ø/L: 4,5/13 cm
15W max.

Material:
Aluminium/PC

Dimensions:
Product-H: 30 cm
Head-Ø/H: 19/15 cm
Base-Ø: 14 cm
Mains cable-L: 2 m
Tube-Ø: 9 cm

Accessory/Included parts:
Mains plug (incl.)
Earth spike (excl.)

Note:
The earth spike is not included in the delivery, please order separately. The earth spike can be mounted with the included grub screw in the screw thread on the base underside of the Adegan TL.

Versions:
anthracite

Art. No.:
231255

Suitable earth spike

900011

Recommended bulb:
15W, 2700K, 800lm, EEK=A
508960


ADEGAN 30/60

230~



IP44



Socket/Bulb:
E27/EnergySaver (excl.)
up to max. Ø/L: 4,5/13 cm
15W max.

Material:
Aluminium/PC

Dimensions:
Shade-Ø/H: 19/15 cm
Tube-Ø: 9 cm
Base-Ø: 14 cm
Product-H: 30 cm (231265)
Product-H: 60 cm (231275)

Accessory/Included parts:
Connection box (incl.)

Versions:
anthracite
Adegan 30

Art. No.:
231265

Adegan 60

231275

Recommended bulb:
15W, 2700K, 800lm, EEK=A
508960


ACCESSORY for Adegan 30/60


Earth spike
Steel galvanized
Ø/H: 14/37 cm
Screws (incl.)

Art. No.:
228722



Hanger bolt,
M6 thread, 3-piece set
Stainless steel
Ø/L: 0,6/8 cm
Cap nuts, dowels,
washers (incl.)

Art. No.:
228752



MYRA 2-PART LAMP HEAD

230~



Socket/Bulb:
GU10/GU10 (excl.)
2x 50W max.

Material:
Aluminium

Dimensions:
Product-H: 30,5 cm
Head-Ø: 7 cm
Supply line-L: 2 m







Versions:
silver grey

Art. No.:
228792

Recommended bulb:
35W EnergySaver \approx 50W
20°, 2800K, 1200cd
575370



ACCESSORY for Myra 2-part lamp head

	<p>Extension rod Aluminium Product-L: 30 cm</p>	<p>Art. No.: 228682</p>	 <p>Base Aluminium Ø/H: 14/9 cm Screws (excl.)</p>	<p>Art. No.: 228702</p>
	<p>End piece/Earth spike Aluminium Product-L: 30 cm</p>	<p>Art. No.: 228692</p>	 <p>Earth spike Steel galvanized Ø/H: 14/37 cm Screws (incl.)</p>	<p>Art. No.: 228722</p>
	<p>Concrete anchor set M6 thread Stainless steel Product-L: 20 cm Cap nuts (incl.)</p>	<p>Art. No.: 228712</p>	 <p>Hanger bolt, 3-piece set M6 Thread Stainless steel Ø/L: 0,6/8 cm Cap nuts, dowels, washers (incl.)</p>	<p>Art. No.: 228752</p>





MYRA UP-DOWN

230~



340°



0,8

IP55



Socket/Bulb:
GU10/GU10 (excl.)
2x 50W max.

Material:
Aluminium

Dimensions:
W/H/D: 8/16,5/14 cm
Head-Ø: 7 cm

Versions:
silver grey
anthracite

Art. No.:
228802
228805

Recommended bulb:
35W EnergySaver ≈ 50W
20°, 2800K, 1200cd
575370



MYRA WALL

230~



340°



45°



0,6

IP55



Socket/Bulb:
GU10/GU10 (excl.)
50W max.

Material:
Aluminium

Dimensions:
W/H/D: 8/10,5/14,5 cm
Head-Ø: 7 cm

Versions:
silver grey
anthracite

Art. No.:
228782
228785

Recommended bulb:
35W EnergySaver ≈ 50W
20°, 2800K, 1200cd
575370



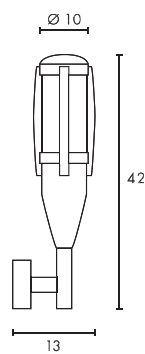


BELPA II WALL

230~



IP55



Socket/Bulb:
E27/EnergySaver (excl.)
up to max. Ø/L: 5,2/17,5 cm
24W max.

Material:
Aluminium
Light surface PC

Accessory/Included parts:
Grid (incl.)

Versions:
silver grey
stone grey

Art. No.:
228892
228895

Recommended bulb:
23W, 2700K, 13,50m, EEK=A
508970

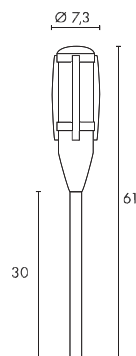


BELPA II LAMP HEAD

230~



IP55



Socket/Bulb:
E27/EnergySaver (excl.)
up to max. Ø/L: 5,2/17,5 cm
24W max.

Material:
Aluminium
Light surface PC

Dimensions:
Supply line-L: 2 m

Accessory/Included parts:
Grid (incl.)

Versions:
silver grey

Art. No.:
228902

Recommended bulb:
23W, 2700K, 13,50m, EEK=A
508970



ACCESSORY for Belpa II Lamp head



Extension rod
Aluminium
Product-L: 30 cm

Art. No.:
228682



Base
Aluminium
Ø/H: 14/9 cm
Screws (excl.)

Art. No.:
228702




End piece/Earth spike
Aluminium
Product-L: 30 cm

Art. No.:
228692



Earth spike
Steel galvanized
Ø/H: 14/37 cm
Screws (incl.)

Art. No.:
228722



Concrete anchor set
M6 thread
Stainless steel
Product-L: 20 cm
Cap nuts (incl.)

Art. No.:
228712



Hanger bolt, 3-piece set
M6 Thread
Stainless steel
Ø/L: 0,6/8 cm
Cap nuts, dowels,
washers (incl.)

Art. No.:
228752





ALPA II 75

230~



IP55



Socket/Bulb:
E27/EnergySaver (excl.)
up to max. Ø/L: 5,2/17,5 cm
24W max.

Versions:
silver grey
stone grey

Art. No.:
228862
228865

Material:
Aluminium
Light surface PC

Dimensions:
Head-Ø: 10 cm
Product-Ø/H: 7,3/75 cm
Base-Ø: 14,7 cm

Accessory/Included parts:
Grid (incl.)
Screws (excl.)

Recommended bulb:
23W, 2700K, 1350lm, EEK=A
508970



ALPA II 100

230~



IP55



Socket/Bulb:
E27/EnergySaver (excl.)
up to max. Ø/L: 5,2/17,5 cm
24W max.

Versions:
silver grey
stone grey

Art. No.:
228872
228875

Material:
Aluminium
Light surface PC

Dimensions:
Head-Ø: 10 cm
Product-Ø/H: 7,3/100 cm
Base-Ø: 14,7 cm

Accessory/Included parts:
Grid (incl.)
Screws (excl.)

Recommended bulb:
23W, 2700K, 1350lm, EEK=A
508970



ACCESSORY for Alpa II



Earth spike
Steel galvanized
Ø/H: 14/37 cm
Screws (incl.)

Art. No.:
228722



Concrete anchor set
M6 Thread
Stainless steel
Product-L: 20 cm
Cap nuts (incl.)

Art. No.:
228712



Hanger bolt, 3-piece set
M6 Thread
Stainless steel
Ø/L: 0,6/8 cm
Cap nuts, dowels,
washers (incl.)

Art. No.:
228752



Connection box IP67
Plastic
L/W/H: 25/4,5/6 cm

Art. No.:
229262

Specially for a safe connection in the lamp shaft.

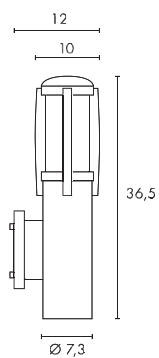


ALPA II WALL

230~



P55



Socket/Bulb:
E27/EnergySaver (excl.)
up to max. Ø/L: 5,2/17,5 cm
24W max.

Material:
Aluminium
Light surface PC

Accessory/Included parts:
Grid (incl.)

Versions:
silver grey
stone grey

Art. No.:
228882
228885

Recommended bulb:
23W 2700K, 13.50lm, EEC=A
508970



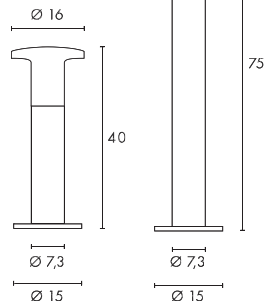


ALPA MUSHROOM 40 / ALPA MUSHROOM 75 Design by CDC/FGL

230~



IP55



Socket/Bulb:
E27/EnergySaver (excl.)
up to max. Ø/L: 5,2/16 cm
24W max.

Material:
Aluminium
Light surface PC

Accessory/Included parts:
Screws (excl.)

Note:
The connection box [228730] is especially suitable for a safe connection in the lamp shaft, see below.

Versions:
Alpa Mushroom 40
silver grey
stone grey

Art. No.:
228932
228935

Alpa Mushroom 75
silver grey
stone grey

228942
228945

Recommended bulb:
23W, 2700K, 1350lm, E27=A
508970

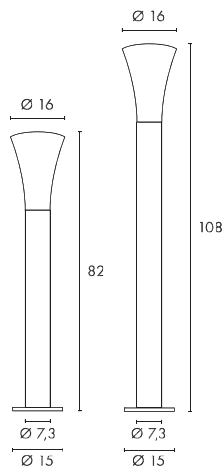


ALPA CONE 75 / ALPA CONE 100 Design by CDC/FGL

230~



IP55



Socket/Bulb:
E27/EnergySaver (excl.)
up to max. Ø/L: 5,2/17,5 cm
24W max.

Material:
Aluminium
Light surface PC

Accessory/Included parts:
Screws (excl.)

Note:
The connection box [229262] is especially suitable for a safe connection in the lamp shaft, see below.

Versions:
Alpa Cone 75
silver grey
stone grey

Art. No.:
228912
228915

Alpa Cone 100
silver grey
stone grey

228922
228925

Recommended bulb:
23W, 2700K, 1350lm, E27=A
508970



ACCESSORY for Alpa Cone and Alpa Mushroom



Earth spike
Steel galvanized
Ø/H: 14/37 cm
Screws (incl.)

Art. No.:
228722



Concrete anchor set
M6 Thread
Stainless steel
Product-L: 20 cm
Cap nuts (incl.)

Art. No.:
228712



Hanger bolt 3-piece set
M6 Thread
Stainless steel
Ø/L: 0,6/8 cm
Cap nuts, dowels,
washers (incl.)

Art. No.:
228752



Connection box IP68
Plastic
3-pole
Ø/L: 2,7/11,5 cm

Art. No.:
228730

Specially for a safe connection in the lamp shaft.
Also suitable for Alpa Mushroom 40 (228932/-5).



Connection box IP67
Plastic
L/W/H: 25/4,5/6 cm

Art. No.:
229262

Specially for a safe connection in the lamp shaft.
NOT suitable for Alpa Mushroom 40 (228932/-5).





OVA WALL

230~



IP55



Socket/Bulb:
E27/EnergySaver (excl.)
up to max. Ø/L: 4,5/17 cm
15W max.

Material:
Aluminium
Light surface PC



Dimensions:
W/H/D: 6/44/7,6 cm
Canopy-L/W/D: 10,5/8/5 cm
Wall distance: 4,3 cm

Versions:
silver grey
stone grey

Art. No.:
228602
228605

Recommended bulb:
15W, 2700K, 800lm, EEK=A
508960



OVA TORCH

230~



IP55



Socket/Bulb:
E27/EnergySaver (excl.)
up to max. Ø/L: 4,5/17 cm
15W max.

Material:
Aluminium
Light surface PC



Dimensions:
W/H/D: 6/50/7,6 cm
Wall distance: 11,5 cm

Versions:
silver grey
stone grey

Art. No.:
228762
228765

Recommended bulb:
15W, 2700K, 800lm, EEK=A
508960



Accessory/Included parts:
Connection box (incl.)

OVA 75

230~



IP55



Socket/Bulb:
E27/EnergySaver (excl.)
up to max. Ø/L: 4,5/17 cm
15W max.

Material:
Aluminium
Light surface PC

Dimensions:
W/H/D: 6/75/7,5 cm
Base-Ø: 14,7 cm



Accessory/Included parts:
Screws (excl.)

Versions:
silver grey
stone grey

Art. No.:
228612
228615

Recommended bulb:
15W, 2700K, 900lm, EEK=A
508415




OVA 100

230~



IP55



Socket/Bulb:
E27/EnergySaver (excl.)
up to max. Ø/L: 5,2/17,3 cm
24W max.

Material:
Aluminium
Light surface PC

Dimensions:
W/H/D: 6/100/7,5 cm
Base-Ø: 14,7 cm



Accessory/Included parts:
Screws (excl.)

Versions:
silver grey
stone grey

Art. No.:
228622
228625

Recommended bulb:
24W, 2500K, 1500lm, EEK=A
508417




ACCESSORY for Ova 75 / 100



Earth spike
Steel galvanized
Ø/H: 14/37 cm
Screws (incl.)

Art. No.:
228722



Concrete anchor set
M6 Thread
Stainless steel
Product-L: 20 cm
Cap nuts (incl.)

Art. No.:
228712



Hanger bolt, 3-piece set
M6 Thread
Stainless steel
Ø/L: 0,6/8 cm
Cap nuts, dowels,
washers (incl.)

Art. No.:
228752



Connection box IP67
Plastic
L/W/H: 25/4,5/6 cm

Art. No.:
229262

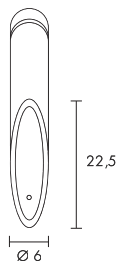
Specially for a safe connection
in the lamp shaft.





TRUST WALL

230~ IP55



Socket/Bulb:
E27/EnergySaver (excl.)
up to max. Ø/L: 4,8/13,5 cm
11W max.

Material:
Stainless steel 304
Light surface PC

Dimensions:
Ø/H: 6/42 cm
Wall distance: 10 cm

Accessory/Included parts:
Grid (excl.)
Screws (incl.)

Versions:
stainless steel

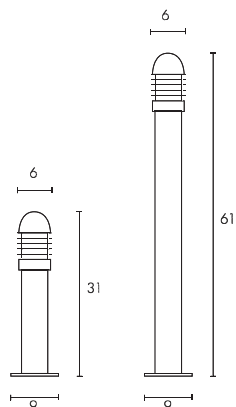
Art. No.:
227942

Recommended bulb:
11W, 2700K, 580lm, EEK=A
508211



TRUST 30 / TRUST 60

230~ IP55



Socket/Bulb:
E27/EnergySaver (excl.)
up to max. Ø/L: 4,8/13,5 cm
11W max.

Material:
Stainless steel 304
Light surface PC

Accessory/Included parts:
Grid (excl.)
Screws (incl.)

Versions:
stainless steel
Trust 30

Art. No.:
227932

Trust 60

227962

Recommended bulb:
11W, 2700K, 580lm, EEK=A
508211



ACCESSORY for Trust



Earth spike
Steel galvanized
Product-L: 50 cm
Screws (incl.)

Art. No.:
227922



Grid
Stainless steel 304
Ø/H: 8/10 cm

Art. No.:
227952



IP68

Connection box IP68
Plastic
3-pole
Ø/L: 2,7/11,5 cm
Specially for a safe connection
in the lamp shaft.

Art. No.:
228730






BIG NAILS WALL LAMP Design by CDC

230~



IP44



Socket/Bulb:
E27/EnergySaver (excl.)
up to max. Ø/L: 4,5/17 cm
15W max.

Material:
Stainless steel 304

Dimensions:
W/H/D: 7/34,5/14,5 cm
Glass-Ø/H: 6/16 cm

Versions:
stainless steel

Art. No.:
229182

Recommended bulb:
15W, 2700K, 800lm, EEK=A
508960


BIG NAILS 50/BIG NAILS 80 Design by CDC

230~



IP44



Socket/Bulb:
E27/EnergySaver (excl.)
up to max. Ø/L: 4,5/17 cm
15W max.

Material:
Stainless steel 304

Dimensions:
Ø/H: 6,5/51 cm (229162)
Ø/H: 6,5/81 cm (229172)
Base-L/W: 9/9 cm
Glass-Ø/H: 6/16 cm

Accessory/Included parts:
Screws (incl.)

Versions:
stainless steel
Big Nails 50

Art. No.:
229162

Big Nails 80

229172

Recommended bulb:
15W, 2700K, 800lm, EEK=A
508960


ACCESSORY for Big Nails 50/80


Earth spike
Steel galvanized
Product-L: 50 cm
Screws (incl.)

Art. No.:
227922

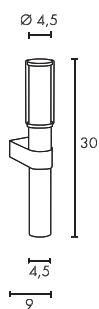


NAILS WALL LAMP Design by CDC

230~



IP44



Socket/Bulb:
G9/G9 (excl.)
40W max.

Material:
Stainless steel 304

Accessory/Included parts:
Glass insert (incl.)

Versions:
stainless steel

Art. No.:
229132

Recommended bulb:
33W EnergySaver \approx 40W
2700K, 460lm, EEK=C
519451

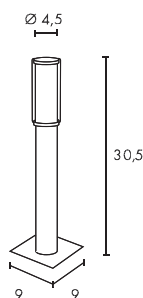


NAILS FLOOR LAMP Design by CDC

230~



IP44



Socket/Bulb:
G9/G9 (excl.)
40W max.

Material:
Stainless steel 304

Accessory/Included parts:
Glass insert (incl.)

Versions:
stainless steel

Art. No.:
229142

Recommended bulb:
33W EnergySaver \approx 40W
2700K, 460lm, EEK=C
519451




NAILS SPIKE Design by CDC

230~



IP44



Socket/Bulb:
G9/G9 (excl.)
40W max.

Material:
Stainless steel 304

Dimensions:
Mains cable-L: 1,5 m

Accessory/Included parts:
Glass insert (incl.)
Mains plug (incl.)

Versions:
stainless steel

Art. No.:
229152

Recommended bulb:
33W EnergySaver \approx 40W
2700K, 460lm, EEK=C
519451



The 9,5 cm high satined glass insert of the Nails lamps can be used with slanted or straight side showing upwards.



ACCESSORY for Nails



Earth spike
Steel galvanized
Product-L: 50 cm
Screws (incl.)

Art. No.:
227922





QUADRASYL WL 15

230~ IP44



Socket/Bulb:
GX53/GX53 EnergySaver (excl.)
11W max.



Material:
Aluminium

Dimensions:
L/W/H: 15/12/5,5 cm

Versions:
silver grey
anthracite

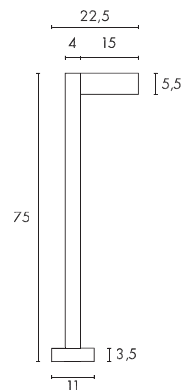
Art. No.:
232284
232285

Recommended bulb:
9W, 2700K, 260lm
508860



QUADRASYL SL 75

230~ IP44



Socket/Bulb:
GX53/GX53 EnergySaver (excl.)
11W max.

Material:
Aluminium

Dimensions:
L/W/H: 22,5/19/75 cm

Accessory/Included parts:
Concrete anchor set (incl.)

Versions:
silver grey
anthracite

Art. No.:
232294
232295

Recommended bulb:
9W, 2700K, 260lm
508860



ACCESSORY for Quadrasyll SL 75



Connection box IP68 Art. No.:
Plastic 228730
3-pole
Ø/L: 2,7/11,5 cm

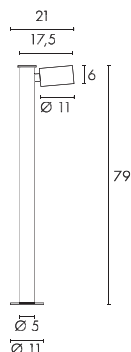
Specially for a safe connection
in the lamp shaft.


SITRA SL

230~



IP44



Socket/Bulb:
GX53/GX53 EnergySaver [excl.]
9W max.

Material:
Stainless steel 304

Dimensions:
L/W/H: 21/11/79 cm

Accessory/Included parts:
Screws (incl.)

Versions:
stainless steel brushed

Art. No.:
230071

Recommended bulb:
9W, 2700K, 260lm
508860


ACCESSORY for Sitra SL


Earth spike
Steel galvanized
Product-L: 48 cm
4 screws,
4 nuts,
4 washers (incl.)

Art. No.:
230060



Concrete anchor set
Stainless steel
1 mounting plate,
4 concrete anchor,
4 washers,
4 cap nuts (incl.)

Art. No.:
230061

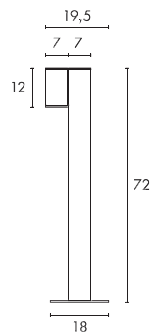



CUBIC PATHLIGHT L-Type

230~



IP44



Socket/Bulb:
GU10/EnergySaver (excl.)
up to max. L: 8,5 cm
or GU10/GU10 (excl.)
35W max.

Material:
Aluminium

Versions:
silver grey

Art. No.:
232554

Recommended bulb:
11W EnergySaver, 2700K, 220lm
508920



Recommended bulb:
PowerLED 4W, 25°,
600cd, 240lm, 3000K
560013

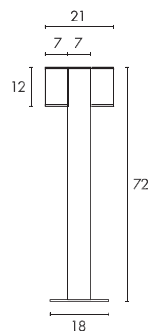
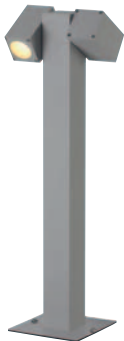


CUBIC PATHLIGHT T-Type

230~



IP44



Socket/Bulb:
GU10/EnergySaver (excl.)
up to max. L: 8,5 cm
or GU10/GU10 (excl.)
2x 35W max.

Material:
Aluminium

Versions:
silver grey

Art. No.:
232564

Recommended bulb:
11W EnergySaver, 2700K, 220lm
508920



Recommended bulb:
PowerLED 4W, 25°,
600cd, 240lm, 3000K
560013



ACCESSORY for Cubic Pathlight



Earth spike
Stainless steel 304
Product-L: 50 cm
Screws (incl.)

Art. No.:
232221



Concrete anchor set
Stainless steel 304
1 mounting plate,
2 anchor screws,
2 washers,
2 cap nuts (incl.)

Art. No.:
232220


DELWA PATHLIGHT

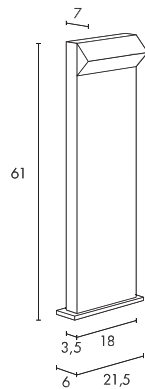
230~

LED

4 pce.


27

P44


Bulb:
PowerLED (incl.)
4x 1W

Material:
Aluminium

Versions:
LED warm white
white
anthracite

Art. No.:
232201
232205

alu brushed

232206


ACCESSORY for Delwa Pathlight

Earth spike
Stainless steel 304
Product-L: 50 cm
Screws (incl.)

Art. No.:
229841

Concrete anchor set
Stainless steel 304
1 mounting plate,
2 anchor screws,
2 washers,
2 cap nuts (incl.)

Art. No.:
229840




NEW POL

230~



IP54



Socket/Bulb:
E27/EnergySaver (excl.)
up to max. Ø/L: 5,2/17,5 cm
25W max.

Material:
Aluminium/acrylic

Dimensions:
Ø/H: 15/76 cm
Base plate-Ø: 21,5 cm

Accessory/Included parts:
Screws (excl.)

Versions:
silver grey
anthracite

Art. No.:
227874
227845

Recommended bulb:
23W, 2700K, 1350lm, EEK=A
508970


POL IP54

230~



IP54



Socket/Bulb:
G24d-3/
TC-D EnergySaver (excl.)
26W

Material:
Aluminium

Dimensions:
Ø/H: 13/87 cm
Base plate-Ø: 18 cm

Accessory/Included parts:
Low-loss ballast (incl.)
Screws (excl.)

Versions:
silver grey
anthracite

Art. No.:
227902
227905

Recommended bulb:
26W, 2700K, 1800lm, EEK=B
508226



The lamp shade of the corrosion-resistant POL IP54 lamp made of varnished aluminium cast consists of impact-resistant and UV-stabilized polycarbonat.

ACCESSORY for Pol IP54 and New Pol


Hanger bolt,
M8 thread, 3-piece set
Stainless steel
Ø/L: 0,8/8 cm
Cap nuts, dowels,
washers (incl.)

Art. No.:
228753



OTOS

230~



IP43



Socket/Bulb:
G24d-2/TC-D EnergySaver (excl.)
18W

Material:
Aluminium/glass

Dimensions:
Ø/L: 17/100 cm

Accessory/Included parts:
Concrete anchor (incl.)
Low-loss ballast (incl.)

Versions:
silver grey
anthracite

Art. No.:
230454
230455

Recommended bulb:
18W, 2700K, 1200lm, EEK=B
508218




OTOS GLASS

230~



IP43



Socket/Bulb:
E27/EnergySaver (excl.)
up to max. Ø/L: 6,5/14,5 cm
15W max.

Material:
Aluminium/glass

Dimensions:
Ø/H: 15,5/93,5 cm

Accessory/Included parts:
Concrete anchor (incl.)

Versions:
silver grey
anthracite

Art. No.:
230464
230465

Recommended bulb:
15W, 2700K, 800lm, EEK=A
508960



ACCESSORY for Otos and Otos Glass



Hanger bolt, 3-piece set Art. No.:
M8 Thread 228753
Stainless steel
Ø/L: 0,8/8 cm
Cap nuts, dowels,
washers (incl.)


LIGHT PIPE Design by CDC

 230~
 700

 LEDs
 3 pce.


 3,5

IP44



Bulb:
PowerLED (incl.)
3x 3W

Material:
Aluminium/acrylic

Dimensions:
Ø/H: 10/150 cm

Accessory/Included parts:
LED driver (incl.)

Versions:
alu brushed/white
LED white

Art. No.:
232211

The Light Pipe is equipped with
3x 3W PowerLED.


ACCESSORY for Light Pipe


Earth spike
Stainless steel 304
Product-L: 50 cm
Base-Ø: 18 cm
Screws (incl.)

Art. No.:
232219



The Outdoor lamps DETT and Lipsy® Out Floor are translucent light objects which becomes through its classical form an eye catcher in every garden. We would like to point out that although the lamps are made of sturdy PC material, they cannot be used as seating furniture.

DETT

230~



IP54



Socket/Bulb:
E27/EnergySaver (excl.)
24W max.

Material:
PC

Dimensions:
L/W/H: 30/30/32 cm
Mains cable-L: 2 m

Accessory/Included parts:
PG gland (incl.)
Mains plug (incl.)

Versions:
white

Art. No.:
227211

Recommended bulb:
23W, 2700K, 1350lm, EEK=A
508970



To avoid a heat accumulation, no standard bulbs may be used.

LIPSY® OUT FLOOR

230~



IP44



Socket/Bulb:
E27/EnergySaver (excl.)
up to max. L: 16,5 cm
23W max.

Material:
PC

Dimensions:
Product-Ø/H: 34/22 cm
Mains cable-L 2 m

Accessory/Included parts:
Mains plug (incl.)

Versions:
white

Art. No.:
227361

Recommended bulb:
23W, 2700K, 1350lm, EEK=A
508970



To avoid a heat accumulation, no standard bulbs may be used.



CONE

230~



IP54



Socket/Bulb:
E27/AGL, 100W max. (excl.)
or
E27/EnergySaver (excl.)
up to max. L: 15 cm

Versions:
silver grey
stone grey

Art. No.:
230434
230435

Material:
Aluminium/glass

Dimensions:
Ø/H: 19/24 cm

Recommended bulb:
23W, 2700K, 1350lm, EEK=A
508970





DACU LED Design by CDC

230~
mA
350LED
2 pce.

0,35

IP44


LED
LEDTEC

Bulb:
PowerLED (incl.)
2x 1W

Material:
Aluminium

Dimensions:
W/H/D: 13/13/6,2 cm

Accessory/Included parts:
LED driver (incl.)

Versions:
silver grey
LED white
LED warm white

Art. No.:
152041
152042


DACU G9 Design by CDC

230~



0,4

IP44


Socket/Bulb:
G9/G9 (excl.)
40W max.

Material:
Aluminium

Dimensions:
W/H/D: 13/13/6,2 cm

Versions:
silver grey
alu brushed

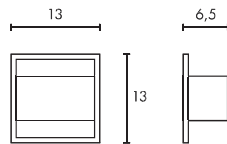
Art. No.:
227102
227106

Recommended bulb:
33W EnergySaver ± 40W
2700K, 460lm, EEK=C
519451




DACU UP-DOWN

230~ 0,5



Socket/Bulb:
G9/G9 (excl.)
40W max.



Material:
Aluminium

Versions:
silver grey
alu brushed

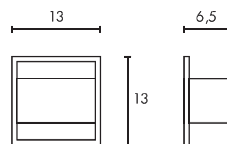
Art. No.:
227132
227136

Recommended bulb:
33W EnergySaver \approx 40W
2700K, 460lm, EEC=C
519451



DACU UP-DOWN LED

230~ 350 2 pce. 120° 0,55



Bulb:
PowerLED (incl.)
2x 1W



Material:
Aluminium

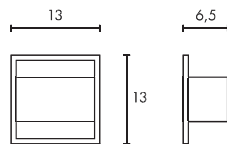
Versions:
silver grey
LED white
LED warm white

Art. No.:
227261
227262

Accessory/Included parts:
LED driver (incl.)

DACU UP-DOWN LED BEAM

230~ 350 2 pce. Beam 8° Floor 20° 0,55



Bulb:
PowerLED (incl.)
2x 1W



Material:
Aluminium

Versions:
silver grey
LED white
LED warm white

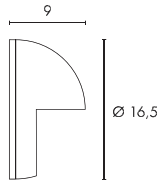
Art. No.:
227251
227252

Accessory/Included parts:
LED driver (incl.)



LED DOWNUNDER ROUND

230~
mA
350 LED
3 pce. ← 0,65 P44



Bulb:
PowerLED (incl.)
3x 1W

Versions:
anthracite
LED warm white

Art. No.:
230862

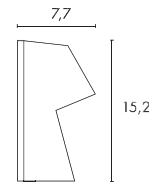
Material:
Aluminium/acrylic

Accessory/Included parts:
LED driver (incl.)

Note:
For application in damp rooms and outdoor areas, the lamp must be mounted with the light emission downwards.

LED DOWNUNDER SQUARE

230~
mA
350 LED
3 pce. ← 0,75 P44



Bulb:
PowerLED (incl.)
3x 1W

Versions:
anthracite
LED warm white

Art. No.:
230872

Material:
Aluminium/acrylic


Dimensions:
W/H/D: 15,3/15,2/7,7 cm

Accessory/Included parts:
LED driver (incl.)

Note:
For application in damp rooms and outdoor areas, the lamp must be mounted with the light emission downwards.

UFO BEAM Design by CDC

230~ ← 0,45 P44



Socket/Bulb:
G9/G9 (excl.)
40W max.

Versions:
silver grey
PC white
PC blue

Art. No.:
151751
151757



Material:
Aluminium
Lens: Glass
Light surface: PC

Dimensions:
W/H/D: 10,5/13/16,4 cm
Canopy-L/W/H: 7/3,5/5,5 cm

Recommended bulb:
33W EnergySaver ▲ 40W
2700K, 460lm, EEC-C
519451



TENDA LED

230~
mA
350 LEDs
2 pce. ← Beam 4° Flood 120° 0,95 P44



Bulb:
LED (incl.)
2x 4,2W

Versions:
alu brushed
LED & Beam white
LED & Beam warm white
LED white/Beam blue

Art. No.:
229641
229642
229647



Material:
Aluminium/glass

Dimensions:
W/H/D: 13/13/13 cm

Accessory/Included parts:
LED driver (incl.)


DELWA CURVE

230~
mA
350LED
8 pce.

25°

0,45

IP44

**Bulb:**
PowerLED (incl.)
8x1W**Material:**
Aluminium**Dimensions:**
W/H/D: 7,7/16/8,5 cm**Accessory/Included parts:**
LED driver (incl.)**Versions:**
silver grey
LED 4000K**Art. No.:**
227290


DELWA WIDE Design by CDC

230~
mA
350LED
2 pce.

90°

0,8

IP44

**Bulb:**
Planar LED (incl.)
2x 3,5W**Material:**
Aluminium/glass**Dimensions:**
W/H/D: 14/18/6 cm**Accessory/Included parts:**
LED driver (incl.)**Versions:**
LED warm white
white
silver grey**Art. No.:**
230791
230794


DELWA BLUE

230~
mA
350LEDs
2 pce.

90°

0,45

IP44

**Bulb:**
PowerLED (incl.)
LED white 5W
LED blue 1W**Material:**
Aluminium/glass**Dimensions:**
W/H/D: 6/18/6 cm**Accessory/Included parts:**
LED driver (incl.)**Note:**
With blue deco light.**Versions:**
silver grey
LED white/blue**Art. No.:**
230767


DELWA

230~
mA
350LED
1 pce.

90°

0,45

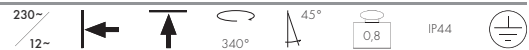
IP44

**Bulb:**
PowerLED (incl.)
5W**Material:**
Aluminium/glass**Dimensions:**
W/H/D: 6/18/6 cm**Accessory/Included parts:**
LED driver (incl.)**Versions:**
silver grey
LED white
LED warm white**Art. No.:**
230751
230752





DROP 50



Socket/Bulb:
G5,3/MR16 (excl.)
50W max.

Material:
Aluminium

Dimensions:
W/H/D: 10/14/14 cm
Lamp head-Ø/L: 5,7/9 cm

Accessory/Included parts:
Electronic transformer (incl.)

Versions:
silver metallic

Art. No.:
227041

Recommended bulb:
50W, 40°, 2700K, 1500cd
536540



DROP 100



Socket/Bulb:
G5,3/MR16 (excl.)
2x 50W max.

Material:
Aluminium

Dimensions:
W/H/D: 10/18/14 cm
Lamp head-Ø/L: 5,7/9 cm

Accessory/Included parts:
Electronic transformer (incl.)

Versions:
silver metallic

Art. No.:
227042

Recommended bulb:
50W, 40°, 2700K, 1500cd
536540





silver grey



anthracite



antique bronze

WALLYX GU10 Design by CDC/FGL

230~



IP44



Socket/Bulb:
GU10/GU10 (excl.)
50W max.
or
GU10 EnergySaver, 7W (excl.)
or
GU10 PowerLED, 1x 3W (excl.)
up to max. L: 7,6 cm

Material:
Aluminium

Dimensions:
W/H/D: 10/15,3/11,7 cm

Recommended bulb:
PowerLED 3W, 100lm
warm white
550892

Versions:
silver grey
anthracite
antique bronze

Art. No.:
227194
227195
227198

Recommended bulb:
35W EnergySaver ± 50W
20°, 2800K, 1200cd
575370






GLOO Outdoor Design by CDC

230~



IP44



Socket/Bulb:
E27/EnergySaver (excl.)
up to max. Ø/L: 4,8/13,5 cm
11W max.

Material:
Aluminium/opaline glass
Frame protective galvanized, varnished

Dimensions:
L/W: 30/24,5 cm
Head-Ø: 19 cm
Canopy-Ø/H: 8/2,5 cm

Versions:
silver grey

Art. No.:
229502

Recommended bulb:
11W, 2700K, 530lm, EEK=A
508950





SQUARE TURN G9 Design by CDC

230~



Socket/Bulb:
G9/G9 (excl.)
42W max.
or
G9/EnergySaver (excl.)
up to max. Ø/L: 3,5/8 cm

Material:
Aluminium/glass

Dimensions:
L/W/H: 17,5/12/12 cm

Versions:
silver grey

Art. No.:
230674

Recommended bulb:
33W EnergySaver ≅ 40W
2700K, 460lm, EEK=C
519451




Recommended bulb:
9W, 2700K, 405lm, EEK=A
508940



SQUARE TURN HIT-TC Design by CDC

230~



Socket/Bulb:
GU6,5/CDM-TC (excl.)
20W

Material:
Aluminium/glass

Dimensions:
L/W/H: 17,5/12/12 cm

Accessory/Included parts:
Electronic ballast (incl.)

Versions:
silver grey

Art. No.:
230684

Recommended bulb:
20W, 3000K, 1615lm
507020





PEMA®

230~

Ballast
EEI=B2

150°



1,78

IP44



Socket/Bulb:
G24d-2/TC-D EnergySaver (excl.)
18W

Material:
Aluminium

Dimensions:
W/H/D: 26/13/9 cm


Accessory/Included parts:
Low-loss ballast (incl.)

Note:
Protection class IP44 only with light
emission downwards.

Versions:
black
silver grey

Art. No.:
229890
229894

Recommended bulb:
18W, 2700K, 1200lm, EEK=B
508218





NOVA WALL OUT

230~   IP44 



Socket/Bulb:
R7s/R7s, 78 mm (excl.)
70W max.

Material:
Aluminium

Dimensions:
W/H/D: 18/9/9,5 cm

Note:
The lamp achieves IP44 under the condition that the lamp is mounted, as shown, with the light emission downwards.

Versions:
silver grey

Art. No.:
227032

Recommended bulb:
70W EnergySaver ± 100W
2700K, 1300lm, EEC=C
519210





MERIDIAN BOX Design by CDC

230~



IP54



Socket/Bulb:
E27/ EnergySaver (excl.)
up to max. Ø/L: 7/17,5 cm
25W max.

Material:
Aluminium
Light surface PC

Dimensions:
W/H/D: 13/37/14 cm

Versions:
silver grey
anthracite

Art. No.:
230044
230045

Recommended bulb:
15W, 2700K, 800lm, EEK=A
508960



KERAS ELT Design by CDC

230~



IP54



Socket/Bulb:
E27/ EnergySaver (excl.)
up to max. Ø/L: 7/17,5 cm
25W max.

Material:
Aluminium
Light surface PC

Dimensions:
W/H/D: 13,5/29,5/12,8 cm

Versions:
silver grey
anthracite

Art. No.:
227174
227176

Recommended bulb:
23W, 2700K, 1350lm, EEK=A
508970





MERIDIAN II

230~



IP54



Socket/Bulb:
E27/EnergySaver (excl.)
up to max. Ø/L: 7/17,5 cm
25W max.

Material:
Aluminium
Light surface PC

Dimensions:
W/H/D: 14/38/14,5 cm

Versions:
silver grey
stone grey

Art. No.:
230444
230445

Recommended bulb:
23W, 2700K, 1350lm, E27, EEK=A
508970







BULAN GRID

230~ IP44



Socket/Bulb:
E27/AGL (excl.)
2x 40W max.
or
E27/EnergySaver (excl.)
up to max. Ø/L: 5,2/17,3 cm

Material:
Aluminium/PC

Dimensions:
Ø/D: 27,5/8,5 cm

Versions:
white
silver grey
anthracite
copper/rust


Art. No.:
229081
229084
229085
229087

Recommended bulb:
21W, 2500K, 1230lm, EEK=A
508416



BULAN

230~ IP44



Socket/Bulb:
E14/EnergySaver (excl.)
up to max. Ø/L: 4,8/13 cm
11W max.

Material:
Aluminium/glass

Dimensions:
Ø/D: 27,5/7 cm

Versions:
Glass satined
white
silver grey

metal brushed

Art. No.:
229071
229072

229078

Recommended bulb:
11W, 2700K, 530lm, EEK=A
508810



DRAGAN

230~



IP44



Socket/Bulb:
G24d-3/TC-D EnergySaver (excl.)
2x 26W

Material:
Aluminium/PC

Dimensions:
Ø/D: 35/10,5 cm

Accessory/Included parts:
Low-loss ballast (incl.)

Versions:
silver grey
anthracite

Art. No.:
230404
230405

Recommended bulb:
26W, 2700K, 1800lm, EEK=B
508226



DRAGAN GRID

230~



IP44



Socket/Bulb:
G24d-3/TC-D EnergySaver (excl.)
2x 26W

Material:
Aluminium/PC

Dimensions:
Ø/D: 37,5/11,5 cm

Accessory/Included parts:
Ballast (incl.)

Versions:
white
silver grey
anthracite

Art. No.:
232501
232504
232505

Recommended bulb:
26W, 2700K, 1800lm, EEK=B
508226



DRAGAN SQUARE

230~



IP44



Socket/Bulb:
E27/EnergySaver (excl.)
up to max. Ø/L: 5/14 cm
2x 20W max.

Material:
Aluminium/PC

Dimensions:
W/H/D: 35,5/35,5/13 cm

Versions:
silver grey

Art. No.:
230394

Recommended bulb:
15W, 2700K, 800lm, EEK=A
508960



THEOS CL 104 PL

230~



IP44



Socket/Bulb:
G24q-3/TC-DE EnergySaver (excl.)
26W

Material:
Aluminium/glass

Dimensions:
W/H/D: 23,5/11,3/19,5 cm

Accessory/Included parts:
Electronic ballast (incl.)

Versions:
white
anthracite

Art. No.:
232541
232545

Recommended bulb:
26W, 3000K, 1800lm, EEK=B
508222







DELSIN LED

230~



IP44



Bulb:
LED (incl.)
4W total

Material:
Aluminium/glass

Dimensions:
Ø/D: 14,5/5,2 cm

Versions:
stone grey/glass satined
LED warm white
LED white

Art. No.:
230822
230824

WL 172 GX53

230~



IP44



Socket/Bulb:
GX53/EnergySaver (excl.)
11W max.

Material:
Aluminium/PC

Dimensions:
W/H/D: 14,5/14,5/6 cm

Note:
Protection class IP44 under the
condition that the lamp is mounted
with the light emission downwards.

Versions:
silver grey
anthracite

Art. No.:
229904
229905

Recommended bulb:
9W, 2700K, 260lm
508860





MICRO FLAT Design by CDC/FGL

230~



Socket/Bulb:
GX53/EnergySaver (excl.)
9W max.

Material:
Aluminium/glass

Dimensions:
Ø/H: 13/8 cm

Versions:
Glass satined
silver grey

Art. No.:
229912

Recommended bulb:
9W, 2700K, 260lm
508860



MINI EYE LED

12~



Bulb:
LED (incl.)
1,85W total

Material:
Stainless steel 304

Dimensions:
Ø/D: 10,5/5 cm

Accessory/Included parts:
Transformer (excl.)



Note:
Protection class IP44 is only ensured
with light emission downwards.
Operate only with conventional
transformer!

Versions:
stainless steel brushed
LED warm white

Art. No.:
230852

PEMA LED WALL LAMP

230~



Bulb:
PowerLED (incl.)
1x 3,3W

Material:
Aluminium

Dimensions:
Ø/D: 9/4,4 cm

Note:
Protection class IP44 is only ensured
with light emission downwards.

Versions:
silver grey
LED white
LED warm white

Art. No.:
231011
231012

QUADRASYL 44 WALL Design by CDC

230~



IP44



Socket/Bulb:
GX53/GX53 EnergySaver (excl.)
9W max.

Material:
Aluminium
Front stainless steel 316

Dimensions:
W/H/D: 11/4,5/11 cm

Versions:
silver grey
Front stainless steel

Art. No.:
111492

Recommended bulb:
9W, 2700K, 260lm
508860


QUADRASYL 44 WITH BRACKET Design by CDC

230~



IP44



Socket/Bulb:
GX53/GX53 EnergySaver (excl.)
9W max.

Material:
Aluminium
Front stainless steel 316

Dimensions:
W/H/D: 13,5/13,5/11 cm
Mains cable-L: 1,5 m

Accessory/Included parts:
Protective contact plug (incl.)

Versions:
silver grey
Front stainless steel

Art. No.:
111522

Recommended bulb:
9W, 2700K, 260lm
508860


QUADRASYL 44D Design by CDC

230~



IP44



Socket/Bulb:
GX53/GX53 EnergySaver (excl.)
9W max.

Material:
Aluminium
Front stainless steel 316

Dimensions:
W/H/D: 11/11/4,5 cm

Versions:
silver grey
Front stainless steel

Art. No.:
111482

Recommended bulb:
9W, 2700K, 260lm
508860


QUADRASYL D Design by CDC

230~



IP23



Socket/Bulb:
GX53/GX53 EnergySaver (excl.)
9W max.

Material:
Aluminium
Front stainless steel 316

Dimensions:
W/H/D: 10,4/2,9/10,4 cm

Note:
In case of ceiling installation, the lamp achieves protection class IP23.

Versions:
silver grey
Front stainless steel

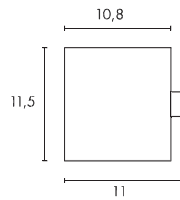
Art. No.:
111131

Recommended bulb:
9W, 2700K, 260lm
508860

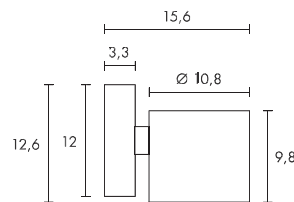




SITRA CUBE

230~   1,14 IP44 **Socket/Bulb:**
GX53/GX53 EnergySaver (excl.)
2x 9W max.**Material:**
Aluminium**Versions:**
white
anthracite
rust-coloured**Art. No.:**
232531
232535
232537**Recommended bulb:**
9W, 2700K, 260lm
508860

SITRA 6x 1W LED

230~   350  6 p.c.m. 45°   1,15 IP44 **Bulb:**
PowerLED (incl.)
6x 1W**Material:**
Aluminium**Dimensions:**
Canopy-W/H/D: 9/12/3,3 cm**Accessory/Included parts:**
LED driver (incl.)**Versions:**
silver grey
LED warm white**Art. No.:**
230332



SITRA WALL Design by CDC

230~   1,0 IP44 **Socket/Bulb:**
GX53/GX53 EnergySaver (excl.)
9W max.
or LED GX53, 1,2W (excl.)
or PowerLED GX53, 3x 1,4W (excl.)**Material:**
Aluminium/glass**Dimensions:**
W/H/D: 10/10/15,5 cm**Versions:**
stone grey
anthracite**Art. No.:**
230354
230355**Recommended bulb:**
9W, 2700K, 260lm
508860**Recommended bulb:**
3x 1,4W PowerLED, warm white
3250K, 270lm
550092

SITRA WALL UP-DOWN Design by CDC

230~   1,4 IP44 **Socket/Bulb:**
GX53/GX53 EnergySaver (excl.)
2x 9W max.
or 2x LED GX53, 1,2W (excl.)
or
2x PowerLED GX53, 3x 1,4W (excl.)**Material:**
Aluminium/glass**Dimensions:**
W/H/D: 10/12,5/15,5 cm**Versions:**
stone grey
anthracite**Art. No.:**
230364
230365**Recommended bulb:**
9W, 2700K, 260lm
508860**Recommended bulb:**
3x 1,4W PowerLED, warm white
3250K, 270lm
550092





ROX LED UP-DOWN Design by CDC

230~
mA
700

IFD
2 pce.

45°

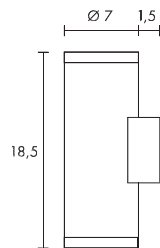
←

0,9

IP44

⊕

LED
LEDTEC



Bulb:
PowerLED (incl.)
2x 3W



Material:
Aluminium

Accessory/Included parts:
LED driver (incl.)

Versions:
alu brushed/varnished
LED white
LED warm white

Art. No.:
227231
227232

ASTINA OUT ESL

230~

←

0,8

IP44

⊕



Socket/Bulb:
GU10/EnergySaver (excl.)
or LED GU10, 7W (excl.)
up to max. L: 9 cm



Material:
Aluminium

Dimensions:
Ø/L: 6/23 cm
Canopy-Ø/D: 8/4 cm
ProductD: 10 cm

Versions:
silver grey
stone grey
alu brushed

Art. No.:
228774
228775
228776

Recommended bulb:

11W EnergySaver
2700K, 200lm, warm white
508920



Recommended bulb:

7W PowerLED, dimmable
2700K, 1100cd
560051





THEO CEILING OUT Design by CDC

230~   IP23 



 **Socket/Bulb:**
GU10/GU10 (excl.)
35W max.

Material:
Aluminium/glass

Dimensions:
W/H/D: 7/13,8/7 cm

Versions:
silver grey

Art. No.:
229584

Recommended bulb:
35W, 50°, 2700K, 270cd
575351




THEO UP-DOWN OUT Design by CDC

230~   IP44 



 **Socket/Bulb:**
GU10/GU10 (excl.)
2x 35W max.

 **Material:**
Aluminium/glass

Dimensions:
W/H/D: 7/22,5/7,5 cm

Versions:
silver grey
alu natural

Art. No.:
229532
229536

Recommended bulb:
35W, 50°, 2700K, 270cd
575351





BIG THEO CEILING OUT Design by CDC

230~



IP44



Socket/Bulb:
GU10/ES111 (excl.)
75W max.

Material:
Aluminium/glass

Dimensions:
L/W/H: 13/13/15 cm

Versions:
white
silver grey

Art. No.:
229551
229554

Recommended bulb:
75W, 24°, 2800K, 3500cd
575540




BIG THEO WALL OUT Design by CDC

230~



IP44



Socket/Bulb:
GU10/ES111 (excl.)
75W max.



Material:
Aluminium/glass

Dimensions:
W/H/D: 13/13,5/13 cm

Versions:
silver grey

Art. No.:
229564

Recommended bulb:
75W, 24°, 2800K, 3500cd
575540



BIG THEO UP-DOWN OUT Design by CDC

230~



IP44



Socket/Bulb:
GU10/ES111 (excl.)
2x 75W max.



Material:
Aluminium/glass

Dimensions:
W/H/D: 13/27,5/13 cm

Versions:
silver grey

Art. No.:
229574

Recommended bulb:
75W, 24°, 2800K, 3500cd
575540





BIG THEO BEAM Design by CDC

230- IP44



Socket/Bulb:
G9/G9 (excl.)
60W max.
or
G9/EnergySaver (excl.)
9W max.



Material:
Aluminium/glass

Dimensions:
W/H/D: 13/13,5/13 cm

Versions:
silver grey **Art. No.:**
229604

Recommended bulb:
42W EnergySaver ≈ 60W
2700K, 620lm, EEC=C
519360



BIG THEO UP-DOWN OUT GX53 Design by CDC

230- IP44



Socket/Bulb:
GX53/GX53 EnergySaver (excl.)
2x 11W max.
or 2x LED GX53, 1,2W (excl.)
or
2x PowerLED GX53, 3x 1,4W (excl.)



Material:
Aluminium/glass

Dimensions:
W/H/D: 13/16/13,5 cm

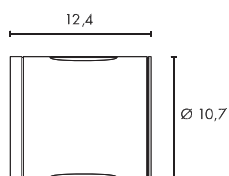

Versions:
Glass partial satiné
silver grey **Art. No.:**
229544

Recommended bulb:
3x 1,4W PowerLED, warm white
3250K, 270lm
550092



OUT-BEAM ROUND G9

230- IP44



Socket/Bulb:
G9/G9 (excl.)
40W
or
G9/G9 EnergySaver (excl.)

Material:
Aluminium/glass

Versions:
silver grey **Art. No.:**
227074

Recommended bulb:
33W EnergySaver ≈ 40W
2700K, 460lm, EEC=C
519451



Recommended bulb:
9W, 2700K, 405lm, EEC=A
508940




THEOS 101 E27 Design by CDC

230~ IP44


Socket/Bulb:
E27/EnergySaver (excl.)
up to max. L: 13 cm
24W max.

Material:
Aluminium/glass satined

Dimensions:
W/H/D: 22,5/12,5/9 cm


Versions:
white
alu brushed
bronze

Art. No.:
229611
229616
229618

Recommended bulb:
15W, 2700K, 850lm, EEK=A
508740

THEOS 102 E27 Design by CDC

230~ IP44


Socket/Bulb:
E27/EnergySaver (excl.)
up to max. L: 13 cm
24W max.

Material:
Aluminium/glass satined

Dimensions:
W/H/D: 22,5/12,5/9 cm

Versions:
white
alu brushed
bronze

Art. No.:
229621
229626
229628

Recommended bulb:
15W, 2700K, 850lm, EEK=A
508740

THEOS 103 TC-DE Design by CDC

230~ IP44


Socket/Bulb:
G24q-3/TC-DE EnergySaver (excl.)
26W

Material:
Aluminium

Dimensions:
W/H/D: 23/19,5/11,3 cm

Accessory/Included parts:
Electronic ballast (incl.)

Versions:
silver grey
anthracite


Art. No.:
230494
230495

Recommended bulb:
26W, 3000K, 1800lm, EEK=B
508222




OUT-BEAM G9

230~ IP44



Socket/Bulb:
G9/G9 (excl.)
60W max.



Material:
Aluminium/glass

Dimensions:
W/H/D: 8/8/15,3 cm

Versions:
silver grey
anthracite

Art. No.:
227064
227065

Recommended bulb:
42W EnergySaver Δ 60W
2700K, 620lm, EEK=C
519360



OUT-BEAM R7s *Design by CDC*

230~ IP44



Socket/Bulb:
R7s/R7s, 78 mm (excl.)
150W max.



Material:
Aluminium/glass

Dimensions:
W¹/W²/H/D: 8/15/15/15,5 cm

Versions:
silver grey

Art. No.:
227020

Recommended bulb:
100W EnergySaver Δ 150W
2700K, 1900lm, EEK=C
519215



OUT-BEAM G8,5 *Design by CDC*

230~ IP44

HiEFFICIENT
PROFIlight.



Socket/Bulb:
G8,5/CDM-TC (excl.)
35W



Material:
Aluminium/glass

Dimensions:
W¹/W²/H/D: 8/15/15/20,5 cm

Versions:
silver grey

Art. No.:
227015

Recommended bulb:
35W, 3000K, 3400lm
507035



Accessory/Included parts:
Conventional ballast (incl.)



DARK ROX G8,5

230~



IP44



HiEFFICIENT
PROFIlighi.



Socket/Bulb:
G8,5/CDM-TC (excl.)
2x 35W



Material:
Aluminium

Dimensions:
Ø/H/D: 14/41/19,5 cm
Canopy-W/H/D:
5,2/12,5/5,4 cm

Accessory/Included parts:
Conventional ballast (incl.)

Simple installation of the Dark Rox G8,5 via plug connection in the connection box.

Versions:
anthracite

Art. No.:
227885

Recommended bulb:
35W, 3000K, 3400lm
507035





LUX 49

230~



Socket/Bulb:
G23/TC-S EnergySaver (excl.)
4x 9W

Material:
Plastic

Dimensions:
L/W/H: 18/24/13 cm

Accessory/Included parts:
Low-loss ballast (incl.)

Versions:
black
white

Art. No.:
228020
228021

Recommended bulb:
9W, 2700K, 600lm, EEK=A
508209



ACCESSORY for Lux 49



Extension
Steel, black
Steel, white

Canopy-L/W: 9,5/5 cm
Rod-L: 50 cm

Art. No.:
228030
228031



Connection box
Aluminium, black
Aluminium, white

L/W/D: 14/9/9 cm
Extension (incl.)
Extension rod-L: 50 cm
Through-wiring possible:
0,5-1 cm cable.

Art. No.:
228040
228041

THEOS FLOOD TC-D

230~



Socket/Bulb:
G24d-3/TC-D EnergySaver (excl.)
2x 26W

Material:
Aluminium/glass

Dimensions:
W/H/D: 33/10/23 cm

Accessory/Included parts:
Low-loss ballast (incl.)

Versions:
white
anthracite

Art. No.:
228011
228015

Recommended bulb:
26W, 4000K, 1800lm, EEK=B
508322





SITRA DISPLAY Design by CDC

230~



180°



0,95

IP54



Socket/Bulb:
GX53/GX53 EnergySaver (excl.)
9W max.
or LED GX53, 1,2W (excl.)
or PowerLED GX53,
3x 1,4W (excl.)

Material:
Cast metal/aluminium

Dimensions:
W/H/D: 10/47/44 cm

Note:
Lamp head is rotatable.

Versions:
stone grey ▼

Art. No.:
230384

Recommended bulb:
9W, 2700K, 260lm
508860



MYRA STRAIGHT

230~



350°

45°



0,65

IP55



Socket/Bulb:
GU10/GU10 (excl.)
50W max.

Material:
Aluminium

Dimensions:
L/W/H: 50/8,5/11,5 cm
Head-L/Ø: 8/7 cm
Canopy-W/H/D: 8/10,5/5 cm

Versions:
silver grey
anthracite

Art. No.:
228842
228845

Recommended bulb:
35W EnergySaver ≙ 50W
20°, 2800K, 1200cd
575370



MYRA CURVED

230~



350°

45°



0,73

IP55



Socket/Bulb:
GU10/GU10 (excl.)
50W max.

Material:
Aluminium

Dimensions:
Total-L: ~80 cm
Head-L/Ø: 8/7 cm
Canopy-W/H/D: 8/10,5/5 cm

Versions:
silver grey
anthracite

Art. No.:
228812
228815

Recommended bulb:
35W EnergySaver ≙ 50W
20°, 2800K, 1200cd
575370





EASYLITE® DISPLAY MR16



Lamp head is rotatable by loosening the bolted connection in the connection box.



Socket/Bulb:
GU5,3/MR16 (excl.)
50W max.

Material:
Aluminium

Dimensions:
Product-L: 89,5 cm
Base-Ø/D: 13/8 cm
Head-Ø/L: 10/15 cm

Accessory/Included parts:
Transformer (incl.)

Versions:
stone grey ▼

Art. No.:
230515

Recommended bulb:
50W, 40°, 2700K, 1500cd
536540



EASYLITE® DISPLAY GU10



Lamp head is rotatable by loosening the bolted connection in the connection box.



Socket/Bulb:
GU10/GU10 (excl.)
50W max.

Material:
Aluminium

Dimensions:
Product-L: 86 cm
Base-Ø/D: 10/5 cm
Head-Ø/L: 10/15 cm

Versions:
stone grey

Art. No.:
230535

Recommended bulb:
35W EnergySaver ≙ 50W
20°, 2800K, 1200cd
575370



EASYLITE® DISPLAY QRB111



Lamp head is rotatable by loosening the bolted connection in the connection box.



Socket/Bulb:
G53/QRB111 (excl.)
50W max.

Material:
Aluminium

Dimensions:
Product-L: 92,5 cm
Base-Ø/D: 13/8 cm
Head-Ø/L: 15,5/23 cm

Accessory/Included parts:
Transformer (incl.)

Versions:
stone grey ▼

Art. No.:
230565

Recommended bulb:
50W EnergySaver ≙ 75W
545752, 24°, 3000K, 5800cd



EASYLITE® DISPLAY ES111



Lamp head is rotatable by loosening the bolted connection in the connection box.



Socket/Bulb:
GU10/ES111 (excl.)
75W max.

Material:
Aluminium

Dimensions:
Product-L: 92,5 cm
Base-Ø/D: 13/8 cm
Head-Ø/L: 15,5/23 cm

Versions:
stone grey

Art. No.:
230585

Recommended bulb:
75W, 24°, 2700K, 2000cd
575672



EASYLITE® DISPLAY E27



Lamp head is rotatable by loosening the bolted connection in the connection box.



Socket/Bulb:
E27/EnergySaver (excl.)
up to max. Ø/L: 4,5/13,5 cm

Material:
Aluminium

Dimensions:
Product-L: 94 cm
Base-Ø/D: 13/8 cm
Head-Ø/L: 18/25 cm

Versions:
stone grey

Art. No.:
230625

Recommended bulb:
11W, 2700K, 530lm, EEK=A
508950





EASYLITE® DISPLAY G 12

230~



HiEFFICIENT
PROFIlight.



Lamp head is rotatable by loosening the bolted connection in the connection box.



Socket/Bulb:
G12/HQI-T; CDM-T (excl.)
70W

Material:
Aluminium

Dimensions:
Product-L: 97 cm
Base-Ø/D: 19/11,5 cm
Head-Ø/L: 18/25 cm

Accessory/Included parts:
Conventional ballast (incl.)

Versions:
stone grey

Art. No.:
230605

Recommended bulb:
70W, 3000K, 6600lm
507130

